

How to appear in Court via Webex

Step 1: Go to www.courts.state.co.us

Step 2: Click on Find a Court

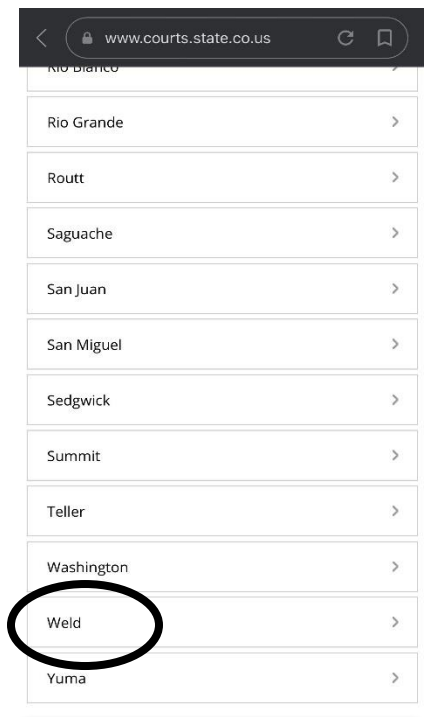
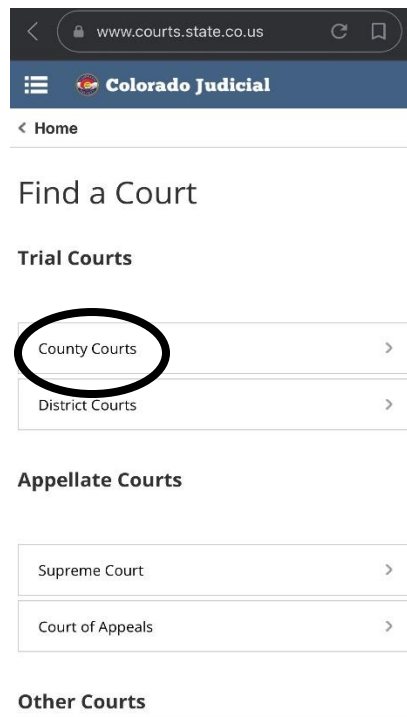
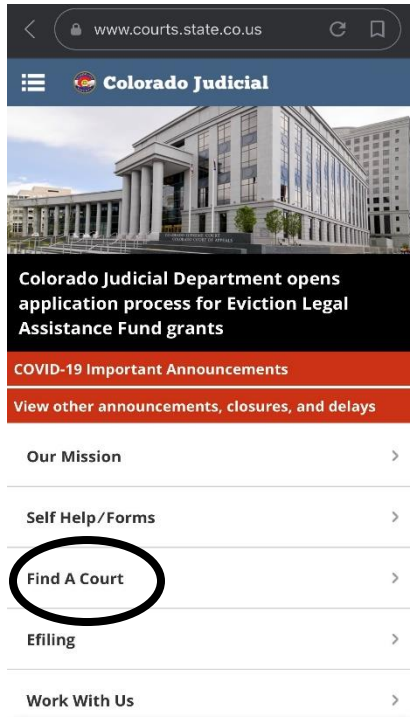
Step 3: Click on County Courts

Step 4: Click on County

Step 5: Click on the box with the picture and it says Virtual Courtroom

Step 6: Click on the Virtual Courtroom that your case is assigned to

Step 7: Click on Join Meeting or use the phone number to call in



19th Judicial District / Weld County

INFORMATION REGARDING COURT OPERATIONS IN RESPONSE TO COVID-19 (the "Novel Coronavirus")

NEW: Administrative Order 2020-16 Requiring Facial Coverings to be Worn in All Indoor Public Spaces of the 19th Judicial District Courthouse and Probation Buildings

FOURTH REVISED Administrative Order 2020-06 Regarding Court Operations under COVID-19 Advisory (Updated 6/19/2020)

Virtual Courtroom Information: If your hearing is scheduled via WebEx, you may click on the Virtual Courtroom icon for division specific information.

Non-Attorneys and Parties - Weld County Court Civil Money Return Procedures (Updated 5/19/2020)

Community Resources in Weld County

WHERE TO GET INFORMATION

All parties and counsel shall contact the appropriate court to reschedule. The courts may also initiate rescheduling. Dockets are available to view on the Colorado Judicial Branch website: <https://www.courts.state.co.us/dockets/> Motion to appear by telephone or reschedule court date is

