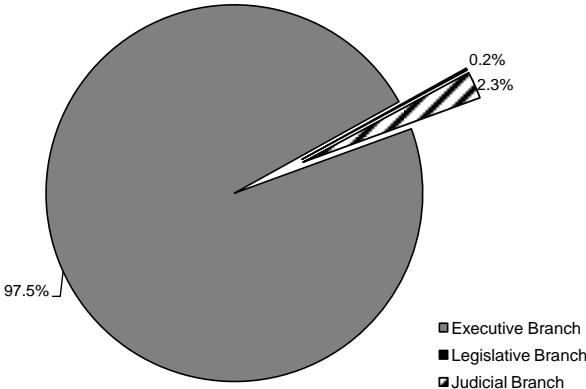


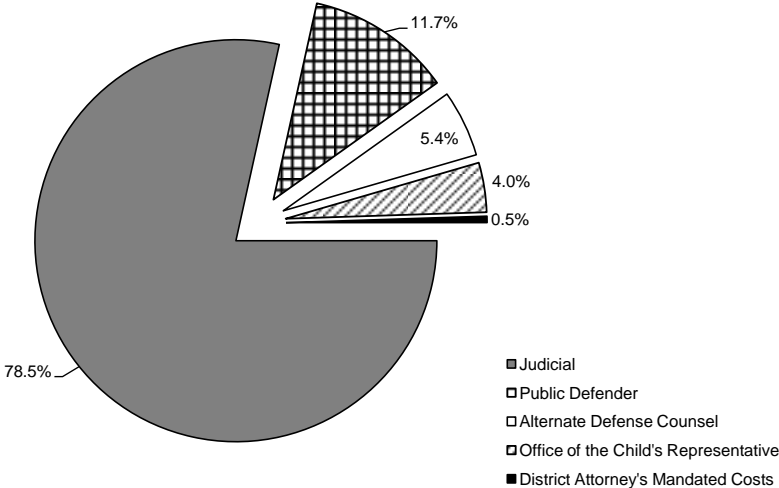
FY 2009 Final Appropriations

UPDATE LINKS ON CHARTS ONCE FINANCIAL FIGURES UPDATED

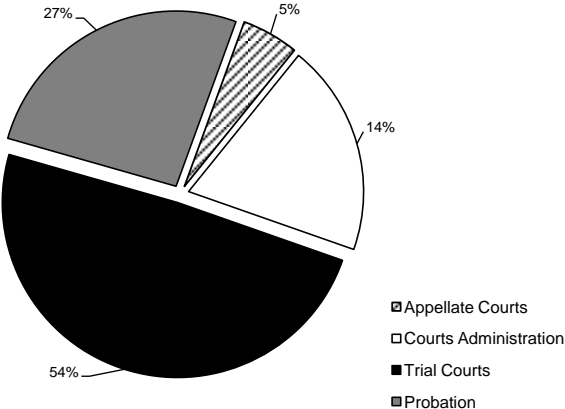
FY2009 Statewide Total Appropriations



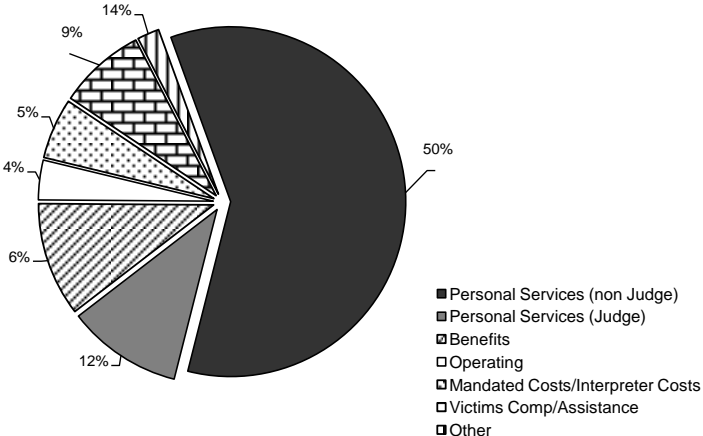
FY 2009 Judicial Appropriation By Agency



FY2009 Judicial Appropriation by Major Program



FY 2009 Judicial Appropriation By Major Cost Category



FY 2009 Total Final Appropriations*

Executive Branch	18,137,485,218	97.49%	
Legislative Branch	35,872,707	0.19%	
Judicial Branch	431,850,067	2.32%	1.82%
FY09 Total Appropriation	18,605,207,992	100.00%	

Judicial	\$ 338,858,151	78.5%
Public Defender	\$ 50,398,945	11.7%
Alternate Defense Counsel	\$ 23,178,555	5.4%
Office of the Child's Representative	\$ 17,188,364	4.0%
District Attorney's Mandated Costs	\$ 2,226,052	0.5%
	\$ 431,850,067	100.0%

	FY2009 Total Costs (Millions)	
Personal Services (non Judge)	\$201,629,188	60%
Personal Services (Judge)	\$35,987,463	11%
Benefits	\$35,735,348	11%
Operating	\$12,423,070	4%
Mandated Costs/Interpreter Costs	\$18,987,821	6%
Victims Comp/Assistance	\$27,215,160	8%
Other	\$6,880,101	2%
	338,858,151	100%

Appellate Courts	\$17,822,400	5%
Courts Administration	\$66,250,112	20%
Trial Courts	\$ 166,225,264	49%
Probation	\$88,560,375	26%
	\$338,858,151	100%

* from FY2009 appropriations report

FY2009 Total Funds (millions)	
Personal Services (non Judge)	\$201.6
Personal Services (Judge)	\$36.0
Benefits	\$35.7
Operating	\$12.4
Mandated Costs/Interpreter Cos	\$19.0
Victims Comp/Assistance	\$27.2
Other	\$6.9
Total	\$338.9

