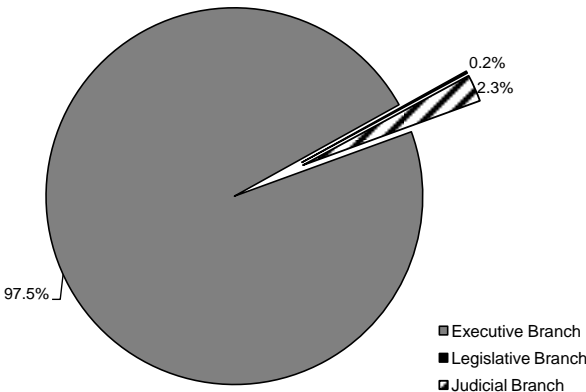


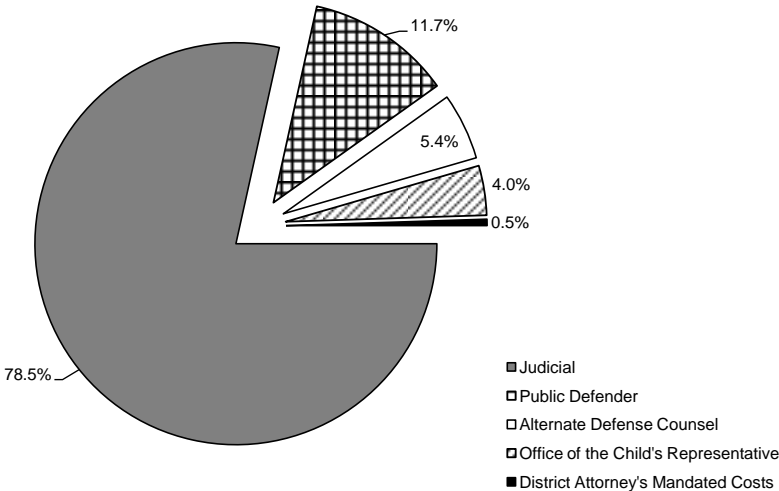
# FY 2009 Final Appropriations

UPDATE LINKS ON CHARTS ONCE FINANCIAL FIGURES UPDATED

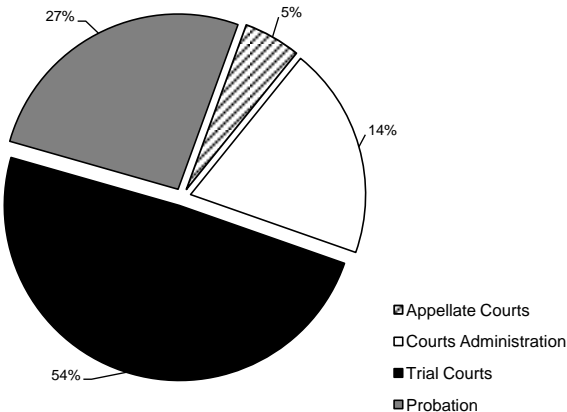
**FY2009 Statewide Total Appropriations**



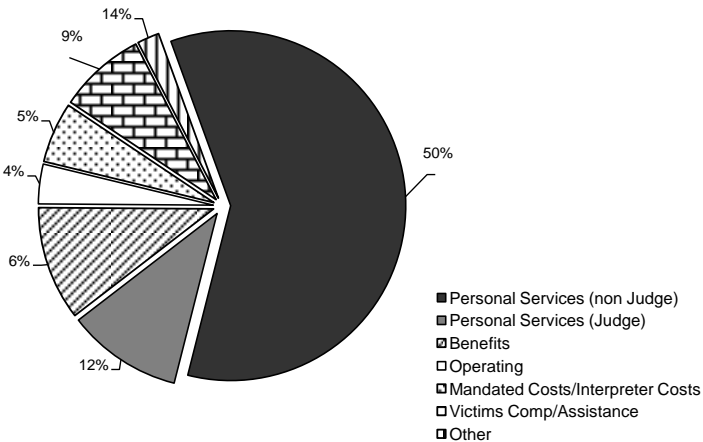
**FY 2009 Judicial Appropriation By Agency**



**FY2009 Judicial Appropriation by Major Program**



**FY 2009 Judicial Appropriation By Major Cost Category**





**FY 2009 Total Final Appropriations\***

Executive Branch	18,137,485,218	97.49%	
Legislative Branch	35,872,707	0.19%	
Judicial Branch	431,850,067	2.32%	1.82%
<b>FY09 Total Appropriation</b>	<b>18,605,207,992</b>	<b>100.00%</b>	

Judicial	\$ 338,858,151	78.5%
Public Defender	\$ 50,398,945	11.7%
Alternate Defense Counsel	\$ 23,178,555	5.4%
Office of the Child's Representative	\$ 17,188,364	4.0%
District Attorney's Mandated Costs	\$ 2,226,052	0.5%
	<b>\$ 431,850,067</b>	<b>100.0%</b>

	<b>FY2009 Total Costs (Millions)</b>	
Personal Services (non Judge)	\$201,629,188	60%
Personal Services (Judge)	\$35,987,463	11%
Benefits	\$35,735,348	11%
Operating	\$12,423,070	4%
Mandated Costs/Interpreter Costs	\$18,987,821	6%
Victims Comp/Assistance	\$27,215,160	8%
Other	\$6,880,101	2%
	<b>338,858,151</b>	<b>100%</b>

Appellate Courts	\$17,822,400	5%
Courts Administration	\$66,250,112	20%
Trial Courts	\$ 166,225,264	49%
Probation	\$88,560,375	26%
	<b>\$338,858,151</b>	<b>100%</b>

\* from FY2009 appropriations report

<b>FY2009 Total Funds (millions)</b>	
Personal Services (non Judge)	\$201.6
Personal Services (Judge)	\$36.0
Benefits	\$35.7
Operating	\$12.4
Mandated Costs/Interpreter Cos	\$19.0
Victims Comp/Assistance	\$27.2
Other	\$6.9
<b>Total</b>	<b>\$338.9</b>

